

Wi-Fi



New Wi-Fi network connections have been turned off from Control Center.

MY NETWORKS

CIT-Hockey



OTHER NETWORKS

c0pb_Guest



c0pb_W1aN-Test



CoPB Wireless Onboarding



IT SPARE MARVEL



IT-Dept



Other...

Ask to Join Networks

Notify >

Auto-Join Hotspot

Ask to Join >

Allow this device to automatically discover nearby personal hotspots when no Wi-Fi network is available.

< > **Log In**

Cancel

[Start Over](#)

Powered by Ruckus



City Employees

This option provides City of Palm Bay employees access to internal city resources and the internet via city-issued devices.



Visitors and Guests

This option provides internet-only wireless access for City of Palm Bay guests, visitors, and BYOD (bring your own device) users on their personal devices.

na1.cloudpath.net
CoPB Wireless Onboarding

Log In

Cancel

[Start Over](#)

Powered by Ruckus



Welcome to the City of Palm Bay Wireless Network.



To ensure your security, the City of Palm Bay wireless networks utilize a secure authentication mechanism known as WPA2-Enterprise and 802.1X. This security mechanism protects your username and password. In a wireless environment, the mechanism also protects your data through network encryption. To utilize this secure network, your network connection and device require specific settings. By completing this wizard, you will enroll your device and ensure that it receives the proper settings and configuration needed. Once authorized, your device will be configured with a unique certificate (which you must accept) to provide secure access to the City of Palm Bay's wireless network.

Access to the City of Palm Bay network is restricted to authorized users and requires acceptance of the Terms & Conditions below.

☐I agree to the [Terms & Conditions](#)

< Back

Start



Log In

Cancel

[Start Over](#)

Powered by Ruckus



To access the network, you must pass a verification process. After entering your email address or phone number and clicking Send, a verification code will be sent to you. You must enter the verification code on the next screen.

☒ Send To Email:

☐ Send TXT Message:

☐ I already have a verification code:

Enter the letters and numbers in the image in the box below:



<Back

Send



Instructions


After installing the profile, you may still need to join the wireless network. To do so:

Connect To Wi-Fi (iOS):

1. Go to the main screen of your iPhone.
2. Tap the  Settings icon.
3. Tap **Wi-Fi**.
4. Set the **Wi-Fi** switch to **On**.
5. Select the c0pb_Guest SSID.

A checkmark will appear next to SSID when you have successfully connected to the wireless network.

Connect To Wi-Fi (Android):

1. Go to the main screen of your Android device.
2. Tap the  Settings icon.
3. Tap the Connections option.
4. Tap **Wi-Fi**. (Make sure it's switched **on**.)
5. Select the c0pb_Guest SSID.

A "connected" message will appear under the SSID when you have successfully connected to the wireless network.

< Back

Continue >

[Start Over](#)

Powered by Ruckus



Please wait...

This website is trying to download a configuration profile. Do you want to allow this?

[Ignore](#)[Allow](#)

AA


na1.cloudpath.net





After installing the profile, you may still need to join the wireless network. To do so:

Install Profile And Connect To Wi-Fi:

1. Go to the main screen of your iPhone.
2. Tap the  Settings icon.
3. Tap **Profile Downloaded**.
4. Tap
5. Once
6. Tap
7. Sele

Profile Downloaded

Review the profile in Settings app
you want to install it.

[Close](#)

A checkmark will appear next to corp_wifi_test when you are successfully connected to the wireless network.

If the profile does not automatically launch or download, attempt [manually](#).

Settings



[Sign in to your iPhone](#)

Set up iCloud, the App Store, and more.

Profile Downloaded



Airplane Mode



Wi-Fi

CIT-Hockey >



Bluetooth

Not Connected >



Cellular



Personal Hotspot



Notifications



Sounds & Haptics



Focus




Screen Time



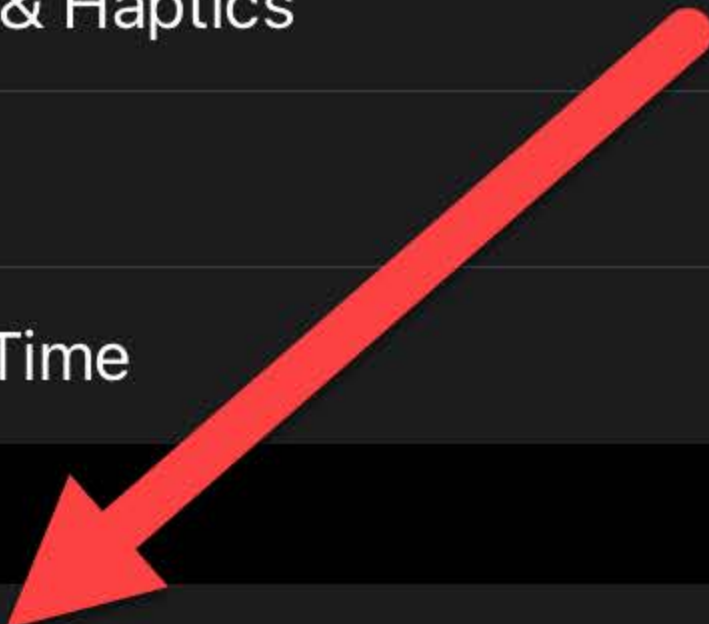
General



Control Center



Display & Brightness



2:24



< Settings

General

Picture in Picture



CarPlay



iPhone Storage



Background App Refresh



Date & Time



Keyboard



Fonts



Language & Region



Dictionary



VPN & Device Management



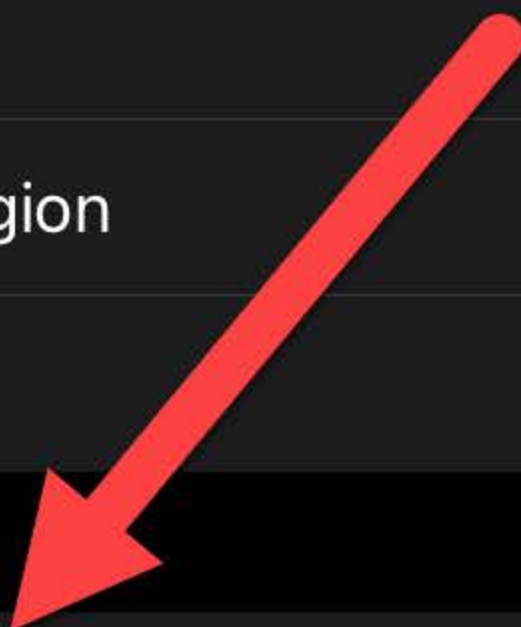
Legal & Regulatory



Transfer or Reset iPhone



Shut Down





VPN

Not Connected >

MOBILE DEVICE MANAGEMENT



MaaS360 MDM Profile

MaaS360



DOWNLOADED PROFILE



Guest Wireless Profile

City of Palm Bay



CONFIGURATION PROFILE



Employee Wireless Profile

City of Palm Bay



[Cancel](#)**Install Profile**[Install](#)**Guest Wireless Profile**

City of Palm Bay

Signed by *.cloudpath.net

Verified ✓Contains 2 Wi-Fi Networks
3 Certificates[More Details](#)[Remove Downloaded Profile](#)

Installing Profile



Guest Wireless Profile

City of Palm Bay

Signed by *.cloudpath.net

Verified ✓

Contains 2 Wi-Fi Networks
3 Certificates

More Details



Remove Downloaded Profile



Install

Cancel

2:25



< Settings

Wi-Fi

Wi-Fi



✓ c0pb_W1aN



MY NETWORKS

CIT-Hockey



OTHER NETWORKS

c0pb_Guest



CoPB Wireless Onboarding



IT SPARE MARVEL



Other...

Ask to Join Networks

Notify >

Known networks will be joined automatically. If no known networks are available, you will be notified of available networks.

Auto-Join Hotspot

Ask to Join >

Allow this device to automatically discover nearby personal hotspots when no Wi-Fi network is available.