

## **CR-05 - Goals and Outcomes**

### **Progress the jurisdiction has made in carrying out its strategic plan and its action plan. 91.520(a)**

This could be an overview that includes major initiatives and highlights that were proposed and executed throughout the program year.

During FY 2019 ending September 30, 2020, the City of Palm Bay continued its work toward preventing non-compliance in all Housing & Community Development grant funding by updating its standard operation procedures and processes in order to streamline housing programs while ensuring proper oversight.

The City utilized \$430,761 in CDBG funding to purchase a fire tender, brush truck, and life-saving equipment to be used at Fire Stations 1 and 3 - with service coverage areas that significantly covers several low/moderate income census tracts and provides more rapid response to fires and other emergencies.

The following public service projects were completed in PY 2019:

Greater Melbourne Police Athletic League:  
\$20,000.00

Daily Bread: \$7,378.74

St. Joseph's - St. Vincent De Paul: \$2,244.04

South Brevard Women's Center: \$31,548.00

Aging Matters: \$26,000.00

Prior year un-reallocated funding in the amount of \$437,859.71 was reallocated through Substantial Amendment for purchase of a fire tender, a brush truck, and life-saving equipment to be used at Fire Stations 1 and 3 - with service coverage areas that significantly covers several low/moderate income census tracts and provides more rapid response to fires and other emergencies.

**Comparison of the proposed versus actual outcomes for each outcome measure submitted with the consolidated plan and explain, if applicable, why progress was not made toward meeting goals and objectives. 91.520(g)**

Categories, priority levels, funding sources and amounts, outcomes/objectives, goal outcome indicators, units of measure, targets, actual outcomes/outputs, and percentage completed for each of the grantee's program year goals.

Goal	Category	Source / Amount	Indicator	Unit of Measure	Expected – Strategic Plan	Actual – Strategic Plan	Percent Complete	Expected – Program Year	Actual – Program Year	Percent Complete
Administration	Administration	CDBG: \$	Other	Other	1	1	100.00%	1	0	0.00%
Code Enforcement	Code Enforcement	CDBG: \$	Buildings Demolished	Buildings	0	0				
Code Enforcement	Code Enforcement	CDBG: \$	Housing Code Enforcement/Foreclosed Property Care	Household Housing Unit	500	0	0.00%			
Fair Housing	Affordable Housing Fair Housing	CDBG: \$	Other	Other	50	50	100.00%	10	0	0.00%
Public Facility Improvements	Non-Housing Community Development	CDBG: \$	Public Facility or Infrastructure Activities other than Low/Moderate Income Housing Benefit	Persons Assisted	10000	1000	10.00%	1650	0	0.00%
Public Services	Public Services	CDBG: \$	Public service activities other than Low/Moderate Income Housing Benefit	Persons Assisted	5000	1014	20.28%	350	55	15.71%

Public Services	Public Services	CDBG: \$	Public service activities for Low/Moderate Income Housing Benefit	Households Assisted	0	32		150	0	0.00%
Public Services	Public Services	CDBG: \$	Homeless Person Overnight Shelter	Persons Assisted	0	37		0	37	

**Table 1 - Accomplishments – Program Year & Strategic Plan to Date**

**Assess how the jurisdiction's use of funds, particularly CDBG, addresses the priorities and specific objectives identified in the plan, giving special attention to the highest priority activities identified.**

The City of Palm Bay has attempted to annually address all priorities contained within the Consolidated Plan without strong emphasis on one or a few particular priorities annually.

Of the priorities listed within the Consolidated Plan - all of which are indicated as "HIGH PRIORITY" (Public Facility Improvements; Affordable Housing; Fair Housing; Public Services; Administration; Homes For Warriors; and Code Enforcement) the City has attempted annually to address each.

Public Facility Improvements - In a previous fiscal year (FY2017/18) the City was forced to substantially amend its Action Plan to adjust for the City's inability to expend allocated funding to park projects due to extended delays in predevelopment and engineering required for these large facility improvement projects. It was intended, though, that funding would be replaced once the City's Parks & Recreation Department had completed all predevelopment and engineering work. Subsequently, for FY2019/20, the City has once again funded a large Public Facility Improvement project for the Palm Bay Senior Center. Although completion of this project was not started in PY 2019 due to COVID-19 and other issues, it is slated to be completed in May of 2021 and will not be reported until after September 30, 2020. However, the City adhered to this identified priority contained within the FY2016-2020 Consolidated Plan.

Affordable Housing - Utilizing primarily State SHIP funding and Brevard County HOME Consortium HOME funding, the City of Palm Bay continues to address its specific priority needs for affordable housing including preservation of existing housing stock and providing opportunity for

low/moderate income households to purchase a home.

Fair Housing - The Fair Housing activity indicated in the Consolidated Plan intended for CDBG funds to be allocated annually to Brevard County's local Fair Housing agency - Fair Housing Continuum. The Fair Housing Continuum closed in 2018 and no agency exists locally to replace the Fair Housing testing and evaluation of complaints previously completed by Fair Housing Continuum. Instead, the City of Palm Bay has partnered with all members of the Brevard County HOME Consortium to create Fair Housing awareness campaigns countywide through use of billboards and the County's transit system - Space Coast Area Transit (SCAT).

Public Services - The City of Palm Bay annually allocates the maximum of 15% of total annual allocation to local Public Service agencies serving low/moderate income persons/households within Palm Bay.

Administration - Annually, the City of Palm Bay budgets the maximum allowable for administration of the City's CDBG funding.

The City of Palm Bay remains dedicated to the responsible and compliant administration of its CDBG, HOME, SHIP and NSP funding and will continue to re-evaluate progress toward stated goals to ensure maximization of available resources and available leveraging, when possible.

Code Enforcement - The City re-evaluated use of CDBG funds for Code Enforcement and has not allocated funds from any year contained within this Consolidated Plan period for this purpose.

## CR-10 - Racial and Ethnic composition of families assisted

Describe the families assisted (including the racial and ethnic status of families assisted).

91.520(a)

	CDBG	HOPWA	HTF
White	127	0	0
Black or African American	28	0	0
Asian	2	0	0
American Indian or American Native	0	0	0
Native Hawaiian or Other Pacific Islander	0	0	0
<b>Total</b>	<b>157</b>	<b>0</b>	<b>0</b>
Hispanic	26	0	0
Not Hispanic	131	0	0

Table 2 – Table of assistance to racial and ethnic populations by source of funds

## Narrative

## CR-15 - Resources and Investments 91.520(a)

### Identify the resources made available

Source of Funds	Source	Resources Made Available	Amount Expended During Program Year
CDBG	public - federal	805,882	213,196
HOPWA	public - federal	0	
Other	public - federal	1,925,165	712,730
Other	public - state	1,925,165	712,730

Table 3 - Resources Made Available

### Narrative

### Identify the geographic distribution and location of investments

Target Area	Planned Percentage of Allocation	Actual Percentage of Allocation	Narrative Description
Citywide	100	100	
North East Palm Bay			

Table 4 – Identify the geographic distribution and location of investments

### Narrative

## **Leveraging**

**Explain how federal funds leveraged additional resources (private, state and local funds), including a description of how matching requirements were satisfied, as well as how any publicly owned land or property located within the jurisdiction that were used to address the needs identified in the plan.**

The City doesn't require a match for any of its awarded funds, however, the selected Public Service agencies were selected, in part, due to their identification and use of leveraged funding sources that created greater outcomes. From private donations to additional external grant funding sources, these agencies provided more services to more low/moderate income persons/households as a result of the City's encouragement to leverage their CDBG awards.

Housing & Community Development Division staff continue to evaluate all city-owned properties with the goal of identifying possible use for affordable housing.

In addition, in FY2020/21 the City intends to advertise the availability of all remaining funding from CDBG, HOME, NSP and SHIP in a multiple Notices of Funding Availability for Affordable Housing that will certainly require a leveraging factor for consideration of award of these funds in order to maximum the impact of all combined grant dollars the City can offer.

## CR-20 - Affordable Housing 91.520(b)

Evaluation of the jurisdiction's progress in providing affordable housing, including the number and types of families served, the number of extremely low-income, low-income, moderate-income, and middle-income persons served.

	One-Year Goal	Actual
Number of Homeless households to be provided affordable housing units	30	51
Number of Non-Homeless households to be provided affordable housing units	0	0
Number of Special-Needs households to be provided affordable housing units	0	0
<b>Total</b>	<b>30</b>	<b>51</b>

Table 5 – Number of Households

	One-Year Goal	Actual
Number of households supported through Rental Assistance	30	51
Number of households supported through The Production of New Units	0	0
Number of households supported through Rehab of Existing Units	0	0
Number of households supported through Acquisition of Existing Units	0	0
<b>Total</b>	<b>30</b>	<b>51</b>

Table 6 – Number of Households Supported

**Discuss the difference between goals and outcomes and problems encountered in meeting these goals.**

No problems were encountered in meeting the City's goals for serving homeless and providing affordable housing.

In addition, the City recently executed a contract with Habitat for Humanity of Brevard County, utilizing HOME funds, to build 2 new homes to be constructed in Palm Bay. However, this contract is currently being rewritten to ensure HOME compliance.



**Discuss how these outcomes will impact future annual action plans.**

With the return of State SHIP funding, all dedicated to affordable housing, and in addition to the anticipated FY 19-20 and FY 20-21 annual HOME allocation through the Brevard County HOME Consortium, the City of Palm Bay should expect significant accomplishments in providing both affordable homeownership housing options.

**Include the number of extremely low-income, low-income, and moderate-income persons served by each activity where information on income by family size is required to determine the eligibility of the activity.**

Number of Households Served	CDBG Actual	HOME Actual	HTF Actual
Extremely Low-income	48	0	0
Low-income	101	0	
Moderate-income	16	0	
<b>Total</b>	<b>165</b>	<b>0</b>	

**Table 7 – Number of Households Served**

**Narrative Information**

## **CR-25 - Homeless and Other Special Needs 91.220(d, e); 91.320(d, e); 91.520(c)**

**Evaluate the jurisdiction's progress in meeting its specific objectives for reducing and ending homelessness through:**

### **Reaching out to homeless persons (especially unsheltered persons) and assessing their individual needs**

Through Public Service funding awarded to the South Brevard Women's Center, St. Vincent de Paul, and daily Bread, the City assisted 51 persons/women-headed households with children with affordable housing, direct rent/mortgage payments and/or utility payments, and assistance to homeless through engagement, connection to resources, family reunification, employment services, educational opportunities and direct assistance.

The City of Palm Bay has also continued its initiative of a Homelessness Task Force with members of the City of Melbourne Police Department, the City of West Melbourne Police Department, the South Brevard Sharing Center, the Brevard Homeless Coalition, Daily Bread (homeless services agency located in Melbourne) and other community agencies and stakeholders to specifically address Palm Bay's homeless and to develop solutions.

### **Addressing the emergency shelter and transitional housing needs of homeless persons**

While the City of Palm Bay still has no immediate plan to provide emergency shelter or transitional housing within Palm Bay, the collaboration and identification of needs and priorities established through the ongoing work of the Homelessness Task Force may provide future plans for such facilities.

Non-profits currently offering emergency shelter and transitional housing in other locations within the County have expressed interest in submitting proposals once the City officially notices the availability of its SHIP, NSP, and HOME funding.

**Helping low-income individuals and families avoid becoming homeless, especially extremely low-income individuals and families and those who are: likely to become homeless after being discharged from publicly funded institutions and systems of care (such as health care facilities, mental health facilities, foster care and other youth facilities, and corrections programs and institutions); and, receiving assistance from public or private agencies that address housing, health, social services, employment, education, or youth needs**

The Homelessness Task Force is currently identifying its priorities and needs as reported by agencies already providing similar services in other locations within Brevard County. Results from this Task Force may result in City priorities to fund more homeless prevention activities.

### **Helping homeless persons (especially chronically homeless individuals and families, families**

**with children, veterans and their families, and unaccompanied youth) make the transition to permanent housing and independent living, including shortening the period of time that individuals and families experience homelessness, facilitating access for homeless individuals and families to affordable housing units, and preventing individuals and families who were recently homeless from becoming homeless again**

The members of the Homelessness Task Force include agencies currently providing services to chronically homeless, families with children, veterans and youth aging out of foster care. As the Task Force continues to develop its priorities and identify its needs, the City will continue to be a vital partner in providing funding for these types of facilities and services.

## **CR-30 - Public Housing 91.220(h); 91.320(j)**

### **Actions taken to address the needs of public housing**

The City took no action to address the needs of public housing within Palm Bay. The City does not currently have any public housing within its City limits. The Brevard County Housing Authority offers public housing options to citizens countywide (and within Palm Bay) when needed and when assistance is available.

### **Actions taken to encourage public housing residents to become more involved in management and participate in homeownership**

### **Actions taken to provide assistance to troubled PHAs**

## **CR-35 - Other Actions 91.220(j)-(k); 91.320(i)-(j)**

**Actions taken to remove or ameliorate the negative effects of public policies that serve as barriers to affordable housing such as land use controls, tax policies affecting land, zoning ordinances, building codes, fees and charges, growth limitations, and policies affecting the return on residential investment. 91.220 (j); 91.320 (i)**

Being a recipient of State SHIP funding, the City is required to routinely evaluate, prior to adoption, all ordinances, resolutions, policies and procedures that may have an adverse affect on the production of affordable housing. This regulatory requirement is conducted whenever Housing & Community Development staff are advised of potential amendments to the enacted local regulations stated previously.

During this reporting period, no local policies, procedures, resolutions or ordinances were identified that had negative affects on production of affordable housing.

### **Actions taken to address obstacles to meeting underserved needs. 91.220(k); 91.320(j)**

The City recently freed itself from the most critical obstacle to meeting underserved needs by restoring compliance to the City's SHIP Program last fiscal year. This funding, dedicated exclusively to affordable housing initiatives, provides an invaluable resource for (1) preserving the City's housing stock by offering housing rehabilitation; (2) offering down payment assistance to help first-time homebuyers obtain affordable financing to purchase a home; (3) offering special needs housing rehabilitation to disabled homeowners to allow them to affordably age in place; and (4) offering a local contribution to Low Income Housing Tax Credit developers that are proposing multi-family, affordable rental housing.

### **Actions taken to reduce lead-based paint hazards. 91.220(k); 91.320(j)**

Of the 38,480 housing units within the City of Palm Bay, only 6,397 of these units was built prior to 1978. During the administration of the current Community Development Administrator, no home built prior to 1978 has requested housing rehabilitation assistance.

It is the policy of the City of Palm Bay that all housing addressed by CDBG and/or HOME funds that was built prior to 1978 will be evaluated for lead-based paint, regardless of whether any children are present in the home.

The City will follow all federal regulations concerning treatment and/or removal of lead based paint where it exists if the assistance provided intends to disturb areas where the lead paint exists.

It is not currently a policy of the City of Palm Bay to seek out the owners of homes built prior to 1978 to offer unsolicited assistance. With a current housing rehabilitation waiting list of over 69 homeowners, and with only SHIP as a funding source dedicated to housing rehabilitation, the City does not anticipate

changing its priority to seek out pre-1978 housing.

**Actions taken to reduce the number of poverty-level families. 91.220(k); 91.320(j)**

Historically, the CDBG program receives more requests for funding than it can allocate. This continued issue will remain an obstacle to meeting underserved needs.

Staff is currently re-evaluating all available data to re-assess the greatest needs within the City. Once re-evaluated, staff will recommend the possible elimination of some currently identified priorities contained in the Consolidated Plan so that more emphasis and more funding can be allocated in a concentrated effort to eliminate or reduce these needs.

**Actions taken to develop institutional structure. 91.220(k); 91.320(j)**

Final revisions of CDBG Policies and Procedures Manual, HOME Policies and Procedures Manual, SHIP Purchase Assistance Policies and Procedures and SHIP Housing Rehabilitation Policies and Procedures were recently completed and will continue to be reevaluted.

Housing & Community Development Division staff continue to attend in-person and web-based training whenever possible in order to keep abreast of new trends in housing and community development as well as refresh knowledge of crosscutting regulations.

**Actions taken to enhance coordination between public and private housing and social service agencies. 91.220(k); 91.320(j)**

The City's continuation of the Homelessness Task Force is an example of action taken to enhance coordination between local government and social service agencies serving the City's neediest residents.

**Identify actions taken to overcome the effects of any impediments identified in the jurisdictions analysis of impediments to fair housing choice. 91.520(a)**

The existing Analysis of Impediments to Fair Housing was completed in 2015. Identified impediments and actions to address them include:

1. Discrimination against persons with disabilities. The goal is to reduce fair housing complaints in this area. Although Brevard County recently lost its local Fair Housing agency that had previously taken and investigated complaints and conducted routine fair housing testing, all of the cities within Brevard County continue to refer fair housing discrimination complaints to HUD. The members of the Brevard County HOME Consortia also partnered to implement a Fair Housing awareness campaign countywide.
2. Discrimination against black/African American persons. The goal is to reduce fair housing complaints in this area. As indicated above in #1, the members of the Brevard County HOME Consortia also

partnered to implement a Fair Housing awareness campaign countywide.

3. Discrimination against women. The goal is to reduce fair housing complaints in this area. It is anticipated that favorable results will be achieved through the countywide Fair Housing awareness campaign described above.

#### **CR-40 - Monitoring 91.220 and 91.230**

**Describe the standards and procedures used to monitor activities carried out in furtherance of the plan and used to ensure long-term compliance with requirements of the programs involved, including minority business outreach and the comprehensive planning requirements**

#### **Citizen Participation Plan 91.105(d); 91.115(d)**

**Describe the efforts to provide citizens with reasonable notice and an opportunity to comment on performance reports.**

The CAPER was published in the local newspaper of general circulation and also available on the City's website and offered for public display from February 25, 2021 through March 16, 2021, providing for the required 15-day public comment period.



**CR-45 - CDBG 91.520(c)**

**Specify the nature of, and reasons for, any changes in the jurisdiction's program objectives and indications of how the jurisdiction would change its programs as a result of its experiences.**

There have been no significant changes to the City of Palm Bay's program objectives. The City's Housing & Community Development Division continues to report to the Director of Community & Economic Development rather than reporting to the Director of Growth Management (Land Development, Building and Code Compliance). This slight shift continues to allow the City a deeper understanding of the State and Federal entitlement grants (SHIP, CDBG, HOME, NSP) that it receives and how a coordinated housing, community development and economic development strategy can be more responsive to the City's greatest needs in these areas.

**Does this Jurisdiction have any open Brownfields Economic Development Initiative (BEDI) grants?**

No

**[BEDI grantees] Describe accomplishments and program outcomes during the last year.**

## CR-55 - HOPWA 91.520(e)

### Identify the number of individuals assisted and the types of assistance provided

Table for report on the one-year goals for the number of households provided housing through the use of HOPWA activities for: short-term rent, mortgage, and utility assistance payments to prevent homelessness of the individual or family; tenant-based rental assistance; and units provided in housing facilities developed, leased, or operated with HOPWA funds.

Number of Households Served Through:	One-year Goal	Actual
Short-term rent, mortgage, and utility assistance to prevent homelessness of the individual or family	0	0
Tenant-based rental assistance	0	0
Units provided in permanent housing facilities developed, leased, or operated with HOPWA funds	0	0
Units provided in transitional short-term housing facilities developed, leased, or operated with HOPWA funds	0	0

**Table 8 – HOPWA Number of Households Served**

### Narrative

Although identified as the recipient of HOPWA funding for Brevard County, the City of Palm Bay annually sub-allocates its HOPWA to the Florida Department of Health.

**CR-56 - HTF 91.520(h)**

**Describe the extent to which the grantee complied with its approved HTF allocation plan and the requirements of 24 CFR part 93.**

The City of Palm Bay does not receive an HTF allocation.

Tenure Type	0 – 30% AMI	0% of 30+ to poverty line (when poverty line is higher than 30% AMI)	% of the higher of 30+ AMI or poverty line to 50% AMI	Total Occupied Units	Units Completed, Not Occupied	Total Completed Units
Rental	0	0	0	0	0	0
Homebuyer	0	0	0	0	0	0

**Table 15 - CR-56 HTF Units in HTF activities completed during the period**



U.S. Department of Housing and Urban Development  
Office of Community Planning and Development  
Integrated Disbursement and Information System  
CDBG Activity Summary Report (GPR) for Program Year 2019  
PALM BAY

Date: 01-Mar-2021  
Time: 12:01  
Page: 1

**PGM Year:** 2016  
**Project:** 0014 - Public Facility Improvements: Knecht Park  
**IDIS Activity:** 404 - Knecht Park Dugout Replacement

**Status:** Completed 1/22/2021 8:25:13 AM  
**Location:** 1380 Glenham Dr NE Palm Bay, FL 32905-4226

**Objective:** Create suitable living environments  
**Outcome:** Availability/accessibility  
**Matrix Code:** Parks, Recreational Facilities (03F)

**National Objective:** LMA

**Activity to prevent, prepare for, and respond to Coronavirus:** No

**Initial Funding Date:** 07/13/2017

**Description:**

Replacement of dugouts at baseball field at Knecht Park.

**Financing**

	Fund Type	Grant Year	Grant	Funded Amount	Drawn In Program Year	Drawn Thru Program Year
CDBG	EN	Pre-2015		\$56,854.40	\$0.00	\$0.00
		2014	B14MC120032		\$9,620.32	\$55,922.00
<b>Total</b>	<b>Total</b>			<b>\$56,854.40</b>	<b>\$9,620.32</b>	<b>\$55,922.00</b>

**Proposed Accomplishments**

Public Facilities : 1

Total Population in Service Area: 12,550

Census Tract Percent Low / Mod: 51.31

**Annual Accomplishments**

Years	Accomplishment Narrative	# Benefitting
2016	Four dugouts were removed and replaced with new dugouts. Additional issues with the irrigation pipe were repaired.	



U.S. Department of Housing and Urban Development  
Office of Community Planning and Development  
Integrated Disbursement and Information System  
CDBG Activity Summary Report (GPR) for Program Year 2019  
PALM BAY

Date: 01-Mar-2021  
Time: 12:01  
Page: 2

<b>PGM Year:</b>	2016		
<b>Project:</b>	0019 - Acquisition of Fire Engine for Fire Station 5		
<b>IDIS Activity:</b>	416 - Acquisition of Fire Engine for Fire Station 5		
<b>Status:</b>	Completed 7/10/2020 12:00:00 AM	<b>Objective:</b>	Create suitable living environments
<b>Location:</b>	120 Malabar Rd SE Palm Bay, FL 32907-3009	<b>Outcome:</b>	Availability/accessibility
		<b>Matrix Code:</b>	Fire Station/Equipment (03O)
		<b>National Objective:</b>	LMA

**Activity to prevent, prepare for, and respond to Coronavirus:** No

**Initial Funding Date:** 07/31/2018

**Description:**

Acquisition of Fire Engine for newly rebuilt Fire Station 5.

**Financing**

	Fund Type	Grant Year	Grant	Funded Amount	Drawn In Program Year	Drawn Thru Program Year
CDBG	EN	2016	B16MC120032	\$473,715.89	\$6,940.89	\$473,715.89
<b>Total</b>	<b>Total</b>			<b>\$473,715.89</b>	<b>\$6,940.89</b>	<b>\$473,715.89</b>

**Proposed Accomplishments**

Public Facilities : 7,900

Total Population in Service Area: 33,575

Census Tract Percent Low / Mod: 51.33

**Annual Accomplishments**

Years	Accomplishment Narrative	# Benefitting
2016	Project complete. Full draw down of \$473,715.89. Final draw of \$6,940.89 on 6/8/2020 as cleanup from previous Housing Administrator. Reconciled with internal budget system of actual expenditure totaling \$473,715.89.	



U.S. Department of Housing and Urban Development  
Office of Community Planning and Development  
Integrated Disbursement and Information System  
CDBG Activity Summary Report (GPR) for Program Year 2019  
PALM BAY

Date: 01-Mar-2021  
Time: 12:01  
Page: 3

**PGM Year:** 2016  
**Project:** 0020 - Acquisition of Fire Tender Truck for Fire Station 5  
**IDIS Activity:** 417 - Acquisition of Fire Tender Truck for Fire Station 5

**Status:** Open  
**Location:** 120 Malabar Rd SE Palm Bay, FL 32907-3009

**Objective:** Create suitable living environments  
**Outcome:** Availability/accessibility  
**Matrix Code:** Fire Station/Equipment (03O)

**National Objective:** LMA

**Activity to prevent, prepare for, and respond to Coronavirus:** No

**Initial Funding Date:** 07/31/2018

**Description:**

Purchase of Fire Tender (water) Truck for Fire Station 5

**Financing**

	Fund Type	Grant Year	Grant	Funded Amount	Drawn In Program Year	Drawn Thru Program Year
CDBG	EN	2015	B15MC120032	\$287,033.00	\$0.00	\$287,033.00
<b>Total</b>	<b>Total</b>			<b>\$287,033.00</b>	<b>\$0.00</b>	<b>\$287,033.00</b>

**Proposed Accomplishments**

Public Facilities : 1,650  
Total Population in Service Area: 6,175  
Census Tract Percent Low / Mod: 57.73

**Annual Accomplishments**

Years	Accomplishment Narrative	# Benefitting
2016	Project is complete. Total drawn amount is \$287,033.00; however, internal budget system reflects actual expenditure of \$280,149.44.	



U.S. Department of Housing and Urban Development  
Office of Community Planning and Development  
Integrated Disbursement and Information System  
CDBG Activity Summary Report (GPR) for Program Year 2019  
PALM BAY

Date: 01-Mar-2021  
Time: 12:01  
Page: 4

<b>PGM Year:</b>	2016					
<b>Project:</b>	0021 - Acquisition of Life Saving Equipment for Fire Station 5					
<b>IDIS Activity:</b>	418 - Acquisition of Life Saving Equipment for Fire Station 5					
<b>Status:</b>	Open	<b>Objective:</b>	Create suitable living environments			
<b>Location:</b>	120 Malabar Rd SE Palm Bay, FL 32907-3009	<b>Outcome:</b>	Availability/accessibility			
		<b>Matrix Code:</b>	Fire Station/Equipment (03O)	<b>National Objective:</b>	LMA	

**Activity to prevent, prepare for, and respond to Coronavirus:** No

**Initial Funding Date:** 07/31/2018

**Description:**

Acquisition of Life Saving Equipment for Fire Station 5

**Financing**

	Fund Type	Grant Year	Grant	Funded Amount	Drawn In Program Year	Drawn Thru Program Year
CDBG	EN	2016	B16MC120032	\$8,305.15	\$0.00	\$8,305.15
<b>Total</b>	<b>Total</b>			<b>\$8,305.15</b>	<b>\$0.00</b>	<b>\$8,305.15</b>

**Proposed Accomplishments**

Public Facilities : 1,650

Total Population in Service Area: 6,175

Census Tract Percent Low / Mod: 57.73

**Annual Accomplishments**

Years	Accomplishment Narrative	# Benefitting
2017	Life Saving Equipment purchased and project is complete. Total draw of \$8,305.15; however, actual expenditure in internal budget system is \$8,155.53.	



U.S. Department of Housing and Urban Development  
Office of Community Planning and Development  
Integrated Disbursement and Information System  
CDBG Activity Summary Report (GPR) for Program Year 2019  
PALM BAY

Date: 01-Mar-2021  
Time: 12:01  
Page: 5

<b>PGM Year:</b>	2018					
<b>Project:</b>	0001 - Clearance and Demolition					
<b>IDIS Activity:</b>	419 - Residential Clearance and Demolition					
<b>Status:</b>	Open	<b>Objective:</b>	Create suitable living environments			
<b>Location:</b>	120 Malabar Rd SE Palm Bay, FL 32907-3009	<b>Outcome:</b>	Sustainability			
		<b>Matrix Code:</b>	Clearance and Demolition (04)	<b>National Objective:</b>	SBS	

**Activity to prevent, prepare for, and respond to Coronavirus:** No

**Initial Funding Date:** 01/14/2019

**Description:**

Demolition of blighted, vacant commercial and residential structures in Palm Bay to encourage redevelopment.

**Financing**

	Fund Type	Grant Year	Grant	Funded Amount	Drawn In Program Year	Drawn Thru Program Year
CDBG	EN	2018	B18MC120032	\$100,000.00	\$0.00	\$0.00
<b>Total</b>	<b>Total</b>			<b>\$100,000.00</b>	<b>\$0.00</b>	<b>\$0.00</b>

**Proposed Accomplishments**

Housing Units : 6

**Annual Accomplishments**

No data returned for this view. This might be because the applied filter excludes all data.





U.S. Department of Housing and Urban Development  
Office of Community Planning and Development  
Integrated Disbursement and Information System  
CDBG Activity Summary Report (GPR) for Program Year 2019  
PALM BAY

Date: 01-Mar-2021  
Time: 12:01  
Page: 6

<b>PGM Year:</b>	2018					
<b>Project:</b>	0001 - Clearance and Demolition					
<b>IDIS Activity:</b>	420 - Commercial Clearance and Demolition					
<b>Status:</b>	Open	<b>Objective:</b>	Create economic opportunities			
<b>Location:</b>	120 Malabar Rd SE Palm Bay, FL 32907-3009	<b>Outcome:</b>	Sustainability			
		<b>Matrix Code:</b>	Clearance and Demolition (04)	<b>National Objective:</b>	SBS	

**Activity to prevent, prepare for, and respond to Coronavirus:** No

**Initial Funding Date:** 01/14/2019

**Description:**

Demolition of blighted, vacant commercial structures to encourage redevelopment

**Financing**

	Fund Type	Grant Year	Grant	Funded Amount	Drawn In Program Year	Drawn Thru Program Year
CDBG	EN	2018	B18MC120032	\$100,000.00	\$0.00	\$0.00
<b>Total</b>	<b>Total</b>			<b>\$100,000.00</b>	<b>\$0.00</b>	<b>\$0.00</b>

**Proposed Accomplishments**

Businesses : 4

**Annual Accomplishments**

No data returned for this view. This might be because the applied filter excludes all data.



U.S. Department of Housing and Urban Development  
Office of Community Planning and Development  
Integrated Disbursement and Information System  
CDBG Activity Summary Report (GPR) for Program Year 2019  
PALM BAY

Date: 01-Mar-2021  
Time: 12:01  
Page: 7

**PGM Year:** 2018  
**Project:** 0003 - Program Administration  
**IDIS Activity:** 421 - Planning and Administration  
**Status:** Completed 9/30/2019 12:00:00 AM  
**Location:** ,  
**Objective:**  
**Outcome:**  
**Matrix Code:** General Program Administration (21A) **National Objective:**

**Activity to prevent, prepare for, and respond to Coronavirus:** No

**Initial Funding Date:** 01/14/2019

**Description:**

Planning and administration of city CDBG Program

**Financing**

	Fund Type	Grant Year	Grant	Funded Amount	Drawn In Program Year	Drawn Thru Program Year
CDBG	EN	2018	B18MC120032	\$114,178.81	\$7,682.40	\$114,178.81
	PI			\$811.47	\$73.77	\$811.47
<b>Total</b>	<b>Total</b>			<b>\$114,990.28</b>	<b>\$7,756.17</b>	<b>\$114,990.28</b>

**Proposed Accomplishments**

**Actual Accomplishments**

*Number assisted:*

	<b>Owner</b>		<b>Renter</b>		<b>Total</b>		<b>Person</b>	
	Total	Hispanic	Total	Hispanic	Total	Hispanic	Total	Hispanic
White:					0	0		
Black/African American:					0	0		
Asian:					0	0		
American Indian/Alaskan Native:					0	0		
Native Hawaiian/Other Pacific Islander:					0	0		
American Indian/Alaskan Native & White:					0	0		
Asian White:					0	0		
Black/African American & White:					0	0		
American Indian/Alaskan Native & Black/African American:					0	0		
Other multi-racial:					0	0		
Asian/Pacific Islander:					0	0		
Hispanic:					0	0		
<b>Total:</b>	<b>0</b>	<b>0</b>	<b>0</b>	<b>0</b>	<b>0</b>	<b>0</b>	<b>0</b>	<b>0</b>



U.S. Department of Housing and Urban Development  
Office of Community Planning and Development  
Integrated Disbursement and Information System  
CDBG Activity Summary Report (GPR) for Program Year 2019  
PALM BAY

Date: 01-Mar-2021

Time: 12:01

Page: 8

Female-headed Households:

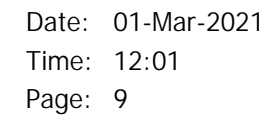
0

*Income Category:*

	Owner	Renter	Total	Person
Extremely Low			0	
Low Mod			0	
Moderate			0	
Non Low Moderate			0	
Total	0	0	0	0
Percent Low/Mod				

**Annual Accomplishments**

No data returned for this view. This might be because the applied filter excludes all data.



Page: 9 of 31



U.S. Department of Housing and Urban Development  
Office of Community Planning and Development  
Integrated Disbursement and Information System  
CDBG Activity Summary Report (GPR) for Program Year 2019  
PALM BAY

Date: 01-Mar-2021  
Time: 12:01  
Page: 10

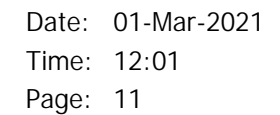
Female-headed Households: 0 0 0

*Income Category:*

	<b>Owner</b>	<b>Renter</b>	<b>Total</b>	<b>Person</b>
Extremely Low	0	0	0	0
Low Mod	0	0	0	37
Moderate	0	0	0	0
Non Low Moderate	0	0	0	0
Total	0	0	0	37
Percent Low/Mod				100.0%

**Annual Accomplishments**

<b>Years</b>	<b>Accomplishment Narrative</b>	<b># Benefitting</b>
2018	Aging Matters provided Meals on Wheels food delivery and congregate dining to 37 elderly Palm Bay residents	



National Objective: LMC

Page: 11 of 31



U.S. Department of Housing and Urban Development  
Office of Community Planning and Development  
Integrated Disbursement and Information System  
CDBG Activity Summary Report (GPR) for Program Year 2019  
PALM BAY

Date: 01-Mar-2021  
Time: 12:01  
Page: 12

Female-headed Households: 0 0 0

*Income Category:*

	Owner	Renter	Total	Person
Extremely Low	0	0	0	0
Low Mod	0	0	0	24
Moderate	0	0	0	0
Non Low Moderate	0	0	0	0
Total	0	0	0	24
Percent Low/Mod				100.0%

**Annual Accomplishments**

Years	Accomplishment Narrative	# Benefitting
2018	South Brevard Women's Center serves homeless women with children and assisted 24 women with children.	



U.S. Department of Housing and Urban Development  
Office of Community Planning and Development  
Integrated Disbursement and Information System  
CDBG Activity Summary Report (GPR) for Program Year 2019  
PALM BAY

Date: 01-Mar-2021  
Time: 12:01  
Page: 13

<b>PGM Year:</b>	2018				
<b>Project:</b>	0007 - Early Learning Coalition				
<b>IDIS Activity:</b>	425 - Early Learning Coalition				
<b>Status:</b>	Canceled 6/2/2020 10:37:01 AM	<b>Objective:</b>	Create suitable living environments		
<b>Location:</b>	5275 Babcock St NE Palm Bay, FL 32905-8631	<b>Outcome:</b>	Availability/accessibility		
		<b>Matrix Code:</b>	Child Care Services (05L)	<b>National Objective:</b>	LMC

**Activity to prevent, prepare for, and respond to Coronavirus:** No

**Initial Funding Date:** 01/14/2019

**Description:**

Public service funding to Early Learning Coalition to provide child care services to low and moderate income families in Palm Bay

**Financing**

No data returned for this view. This might be because the applied filter excludes all data.

**Proposed Accomplishments**

People (General) : 7

**Actual Accomplishments**

*Number assisted:*

	<b>Owner</b>		<b>Renter</b>		<b>Total</b>		<b>Person</b>	
	Total	Hispanic	Total	Hispanic	Total	Hispanic	Total	Hispanic
White:	0	0	0	0	0	0		0
Black/African American:	0	0	0	0	0	0	0	0
Asian:	0	0	0	0	0	0	0	0
American Indian/Alaskan Native:	0	0	0	0	0	0	0	0
Native Hawaiian/Other Pacific Islander:	0	0	0	0	0	0	0	0
American Indian/Alaskan Native & White:	0	0	0	0	0	0	0	0
Asian White:	0	0	0	0	0	0	0	0
Black/African American & White:	0	0	0	0	0	0	0	0
American Indian/Alaskan Native & Black/African American:	0	0	0	0	0	0	0	0
Other multi-racial:	0	0	0	0	0	0	0	0





U.S. Department of Housing and Urban Development  
Office of Community Planning and Development  
Integrated Disbursement and Information System  
CDBG Activity Summary Report (GPR) for Program Year 2019  
PALM BAY

Date: 01-Mar-2021  
Time: 12:01  
Page: 14

Asian/Pacific Islander:	0	0	0	0	0	0	0	0
Hispanic:	0	0	0	0	0	0	0	0
<b>Total:</b>	<b>0</b>	<b>0</b>	<b>0</b>	<b>0</b>	<b>0</b>	<b>0</b>	<b>0</b>	<b>0</b>

Female-headed Households:	0	0	0	0	0	0	0	0
---------------------------	---	---	---	---	---	---	---	---

*Income Category:*

	Owner	Renter	Total	Person
Extremely Low	0	0	0	0
Low Mod	0	0	0	0
Moderate	0	0	0	0
Non Low Moderate	0	0	0	0
Total	0	0	0	0

Percent Low/Mod

**Annual Accomplishments**

No data returned for this view. This might be because the applied filter excludes all data.



U.S. Department of Housing and Urban Development  
Office of Community Planning and Development  
Integrated Disbursement and Information System  
CDBG Activity Summary Report (GPR) for Program Year 2019  
PALM BAY

Date: 01-Mar-2021  
Time: 12:01  
Page: 15

<b>PGM Year:</b>	2018		
<b>Project:</b>	0008 - South Brevard Sharing Center		
<b>IDIS Activity:</b>	426 - South Brevard Sharing Center		
<b>Status:</b>	Completed 9/30/2019 12:00:00 AM	<b>Objective:</b>	Provide decent affordable housing
<b>Location:</b>	17 E Hibiscus Blvd Melbourne, FL 32901-3139	<b>Outcome:</b>	Availability/accessibility
		<b>Matrix Code:</b>	Subsistence Payment (05Q)
		<b>National Objective:</b>	LMC

**Activity to prevent, prepare for, and respond to Coronavirus:** No

**Initial Funding Date:** 01/14/2019

**Description:**  
Public service funding to South Brevard Sharing Center for provision of temporary rental housing assistance to homeless and precariously housed persons in Palm Bay

**Financing**

	Fund Type	Grant Year	Grant	Funded Amount	Drawn In Program Year	Drawn Thru Program Year
CDBG	EN	2018	B18MC120032	\$20,021.50	\$20,021.50	\$20,021.50
<b>Total</b>	<b>Total</b>			<b>\$20,021.50</b>	<b>\$20,021.50</b>	<b>\$20,021.50</b>

**Proposed Accomplishments**

People (General) : 20

**Actual Accomplishments**

*Number assisted:*

	Owner		Renter		Total		Person	
	Total	Hispanic	Total	Hispanic	Total	Hispanic	Total	Hispanic
White:	0	0	0	0	0	0	27	0
Black/African American:	0	0	0	0	0	0	1	0
Asian:	0	0	0	0	0	0	0	0
American Indian/Alaskan Native:	0	0	0	0	0	0	0	0
Native Hawaiian/Other Pacific Islander:	0	0	0	0	0	0	0	0
American Indian/Alaskan Native & White:	0	0	0	0	0	0	0	0
Asian White:	0	0	0	0	0	0	0	0
Black/African American & White:	0	0	0	0	0	0	0	0
American Indian/Alaskan Native & Black/African American:	0	0	0	0	0	0	0	0
Other multi-racial:	0	0	0	0	0	0	0	0
Asian/Pacific Islander:	0	0	0	0	0	0	0	0
Hispanic:	0	0	0	0	0	0	0	0
<b>Total:</b>	<b>0</b>	<b>0</b>	<b>0</b>	<b>0</b>	<b>0</b>	<b>0</b>	<b>28</b>	<b>0</b>



U.S. Department of Housing and Urban Development  
Office of Community Planning and Development  
Integrated Disbursement and Information System  
CDBG Activity Summary Report (GPR) for Program Year 2019  
PALM BAY

Date: 01-Mar-2021  
Time: 12:01  
Page: 16

Female-headed Households: 0 0 0

*Income Category:*

	Owner	Renter	Total	Person
Extremely Low	0	0	0	28
Low Mod	0	0	0	0
Moderate	0	0	0	0
Non Low Moderate	0	0	0	0
Total	0	0	0	28
Percent Low/Mod				100.0%

**Annual Accomplishments**

Years	Accomplishment Narrative	# Benefitting
2018	South Brevard Sharing Center was able to exceed their goal of assisting 20 homeless persons with housing and served 28 homeless persons with direct assistance that assisted these homeless individuals with rental housing.	



U.S. Department of Housing and Urban Development  
Office of Community Planning and Development  
Integrated Disbursement and Information System  
CDBG Activity Summary Report (GPR) for Program Year 2019  
PALM BAY

Date: 01-Mar-2021  
Time: 12:01  
Page: 17

**PGM Year:** 2019  
**Project:** 0003 - Planning & Administration  
**IDIS Activity:** 429 - Planning & Administration

**Status:** Open  
**Location:** ,

**Objective:**  
**Outcome:**  
**Matrix Code:** General Program Administration (21A) **National Objective:**

**Activity to prevent, prepare for, and respond to Coronavirus:** No

**Initial Funding Date:** 12/04/2019

**Description:**  
CDBG Planning and Admin  
**Financing**

	Fund Type	Grant Year	Grant	Funded Amount	Drawn In Program Year	Drawn Thru Program Year
CDBG	EN	2019	B19MC120032	\$112,763.30	\$80,896.96	\$80,896.96
	PI			\$14,457.13	\$14,162.05	\$14,162.05
<b>Total</b>	<b>Total</b>			<b>\$127,220.43</b>	<b>\$95,059.01</b>	<b>\$95,059.01</b>

**Proposed Accomplishments**

**Actual Accomplishments**

*Number assisted:*

	<b>Owner</b>		<b>Renter</b>		<b>Total</b>		<b>Person</b>	
	Total	Hispanic	Total	Hispanic	Total	Hispanic	Total	Hispanic
White:					0	0		
Black/African American:					0	0		
Asian:					0	0		
American Indian/Alaskan Native:					0	0		
Native Hawaiian/Other Pacific Islander:					0	0		
American Indian/Alaskan Native & White:					0	0		
Asian White:					0	0		
Black/African American & White:					0	0		
American Indian/Alaskan Native & Black/African American:					0	0		
Other multi-racial:					0	0		
Asian/Pacific Islander:					0	0		
Hispanic:					0	0		
<b>Total:</b>	<b>0</b>	<b>0</b>	<b>0</b>	<b>0</b>	<b>0</b>	<b>0</b>	<b>0</b>	<b>0</b>



U.S. Department of Housing and Urban Development  
Office of Community Planning and Development  
Integrated Disbursement and Information System  
CDBG Activity Summary Report (GPR) for Program Year 2019  
PALM BAY

Date: 01-Mar-2021  
Time: 12:01  
Page: 18

Female-headed Households:

0

*Income Category:*

	Owner	Renter	Total	Person
Extremely Low			0	
Low Mod			0	
Moderate			0	
Non Low Moderate			0	
Total	0	0	0	0
Percent Low/Mod				

**Annual Accomplishments**

No data returned for this view. This might be because the applied filter excludes all data.



U.S. Department of Housing and Urban Development  
Office of Community Planning and Development  
Integrated Disbursement and Information System  
CDBG Activity Summary Report (GPR) for Program Year 2019  
PALM BAY

Date: 01-Mar-2021  
Time: 12:01  
Page: 19

<b>PGM Year:</b>	2019		
<b>Project:</b>	0007 - Palm Bay Senior Center Improvements		
<b>IDIS Activity:</b>	430 - Palm Bay Senior Center Improvements		
<b>Status:</b>	Open	<b>Objective:</b>	Create suitable living environments
<b>Location:</b>	1275 Culver Dr NE Palm Bay, FL 32907-1178	<b>Outcome:</b>	Availability/accessibility
		<b>Matrix Code:</b>	Senior Centers (03A)
		<b>National Objective:</b>	LMC

**Activity to prevent, prepare for, and respond to Coronavirus:** No

**Initial Funding Date:** 12/04/2019

**Description:**

ADA and other improvements to Palm Bay Senior Center

**Financing**

	Fund Type	Grant Year	Grant	Funded Amount	Drawn In Program Year	Drawn Thru Program Year
CDBG	EN	2019	B19MC120032	\$527,158.00	\$1,007.81	\$1,007.81
<b>Total</b>	<b>Total</b>			<b>\$527,158.00</b>	<b>\$1,007.81</b>	<b>\$1,007.81</b>

**Proposed Accomplishments**

Public Facilities : 1,100

**Actual Accomplishments**

*Number assisted:*

	<b>Owner</b>		<b>Renter</b>		<b>Total</b>		<b>Person</b>	
	Total	Hispanic	Total	Hispanic	Total	Hispanic	Total	Hispanic
White:	0	0	0	0	0	0		0
Black/African American:	0	0	0	0	0	0	0	0
Asian:	0	0	0	0	0	0	0	0
American Indian/Alaskan Native:	0	0	0	0	0	0	0	0
Native Hawaiian/Other Pacific Islander:	0	0	0	0	0	0	0	0
American Indian/Alaskan Native & White:	0	0	0	0	0	0	0	0
Asian White:	0	0	0	0	0	0	0	0
Black/African American & White:	0	0	0	0	0	0	0	0
American Indian/Alaskan Native & Black/African American:	0	0	0	0	0	0	0	0
Other multi-racial:	0	0	0	0	0	0	0	0
Asian/Pacific Islander:	0	0	0	0	0	0	0	0
Hispanic:	0	0	0	0	0	0	0	0
<b>Total:</b>	<b>0</b>	<b>0</b>	<b>0</b>	<b>0</b>	<b>0</b>	<b>0</b>	<b>0</b>	<b>0</b>



U.S. Department of Housing and Urban Development  
Office of Community Planning and Development  
Integrated Disbursement and Information System  
CDBG Activity Summary Report (GPR) for Program Year 2019  
PALM BAY

Date: 01-Mar-2021  
Time: 12:01  
Page: 20

Female-headed Households: 0 0 0

*Income Category:*

	Owner	Renter	Total	Person
Extremely Low	0	0	0	0
Low Mod	0	0	0	0
Moderate	0	0	0	0
Non Low Moderate	0	0	0	0
Total	0	0	0	0

Percent Low/Mod

**Annual Accomplishments**

No data returned for this view. This might be because the applied filter excludes all data.



U.S. Department of Housing and Urban Development  
Office of Community Planning and Development  
Integrated Disbursement and Information System  
CDBG Activity Summary Report (GPR) for Program Year 2019  
PALM BAY

Date: 01-Mar-2021  
Time: 12:01  
Page: 21

<b>PGM Year:</b>	2019		
<b>Project:</b>	0004 - Aging Matters In Brevard		
<b>IDIS Activity:</b>	431 - Aging Matters in Brevard		
<b>Status:</b>	Completed 9/30/2020 12:00:00 AM	<b>Objective:</b>	Create suitable living environments
<b>Location:</b>	Address Suppressed	<b>Outcome:</b>	Availability/accessibility
		<b>Matrix Code:</b>	Senior Services (05A)
		<b>National Objective:</b>	LMC

**Activity to prevent, prepare for, and respond to Coronavirus:** No

**Initial Funding Date:** 12/04/2019

**Description:**

Public service subrecipient utilizing CDBG funds for Meals on Wheels and Congregate Dining programs.

**Financing**

	Fund Type	Grant Year	Grant	Funded Amount	Drawn In Program Year	Drawn Thru Program Year
CDBG	EN	2019	B19MC120032	\$26,000.00	\$17,333.36	\$17,333.36
<b>Total</b>	<b>Total</b>			<b>\$26,000.00</b>	<b>\$17,333.36</b>	<b>\$17,333.36</b>

**Proposed Accomplishments**

People (General) : 57

**Actual Accomplishments**

*Number assisted:*

	<b>Owner</b>		<b>Renter</b>		<b>Total</b>		<b>Person</b>	
	Total	Hispanic	Total	Hispanic	Total	Hispanic	Total	Hispanic
White:	0	0	0	0	0	0	45	8
Black/African American:	0	0	0	0	0	0	9	0
Asian:	0	0	0	0	0	0	2	0
American Indian/Alaskan Native:	0	0	0	0	0	0	0	0
Native Hawaiian/Other Pacific Islander:	0	0	0	0	0	0	0	0
American Indian/Alaskan Native & White:	0	0	0	0	0	0	2	0
Asian White:	0	0	0	0	0	0	0	0
Black/African American & White:	0	0	0	0	0	0	0	0
American Indian/Alaskan Native & Black/African American:	0	0	0	0	0	0	0	0
Other multi-racial:	0	0	0	0	0	0	0	0
Asian/Pacific Islander:	0	0	0	0	0	0	0	0
Hispanic:	0	0	0	0	0	0	0	0
<b>Total:</b>	<b>0</b>	<b>0</b>	<b>0</b>	<b>0</b>	<b>0</b>	<b>0</b>	<b>58</b>	<b>8</b>





U.S. Department of Housing and Urban Development  
Office of Community Planning and Development  
Integrated Disbursement and Information System  
CDBG Activity Summary Report (GPR) for Program Year 2019  
PALM BAY

Date: 01-Mar-2021  
Time: 12:01  
Page: 22

Female-headed Households: 0 0 0

*Income Category:*

	<b>Owner</b>	<b>Renter</b>	<b>Total</b>	<b>Person</b>
Extremely Low	0	0	0	0
Low Mod	0	0	0	58
Moderate	0	0	0	0
Non Low Moderate	0	0	0	0
Total	0	0	0	58
Percent Low/Mod				100.0%

**Annual Accomplishments**

<b>Years</b>	<b>Accomplishment Narrative</b>	<b># Benefitting</b>
2019	Accomplishments for FY 2019/2020 for the period covering Oct. 2019 thru September 2020 Aging Matters assisted 65 Seniors over the age of 60 delivering and serving 11,457 meals to homebound Palm Bay residents.	



U.S. Department of Housing and Urban Development  
Office of Community Planning and Development  
Integrated Disbursement and Information System  
CDBG Activity Summary Report (GPR) for Program Year 2019  
PALM BAY

Date: 01-Mar-2021  
Time: 12:01  
Page: 23

<b>PGM Year:</b>	2019		
<b>Project:</b>	0005 - South Brevard Women's Center		
<b>IDIS Activity:</b>	432 - South Brevard Women's Center		
<b>Status:</b>	Completed 9/30/2020 12:00:00 AM	<b>Objective:</b>	Create suitable living environments
<b>Location:</b>	120 Malabar Rd SE Palm Bay, FL 32907-3009	<b>Outcome:</b>	Availability/accessibility
		<b>Matrix Code:</b>	Services for victims of domestic violence, dating violence, sexual assault or stalking (05G)
		<b>National Objective:</b>	LMC

**Activity to prevent, prepare for, and respond to Coronavirus:** No

**Initial Funding Date:** 12/04/2019

**Description:**

Funding for maintenance of transitional housing for victims of domestic violence.  
Assist with childcare, career guidance, medical, transportation.

**Financing**

	Fund Type	Grant Year	Grant	Funded Amount	Drawn In Program Year	Drawn Thru Program Year
CDBG	EN	2019	B19MC120032	\$21,651.24	\$18,453.89	\$18,453.89
	PI			\$9,896.76	\$9,896.76	\$9,896.76
<b>Total</b>	<b>Total</b>			<b>\$31,548.00</b>	<b>\$28,350.65</b>	<b>\$28,350.65</b>

**Proposed Accomplishments**

People (General) : 10

**Actual Accomplishments**

*Number assisted:*

	Owner		Renter		Total		Person	
	Total	Hispanic	Total	Hispanic	Total	Hispanic	Total	Hispanic
White:	0	0	0	0	0	0	27	14
Black/African American:	0	0	0	0	0	0	2	0
Asian:	0	0	0	0	0	0	0	0
American Indian/Alaskan Native:	0	0	0	0	0	0	0	0
Native Hawaiian/Other Pacific Islander:	0	0	0	0	0	0	0	0
American Indian/Alaskan Native & White:	0	0	0	0	0	0	0	0
Asian White:	0	0	0	0	0	0	0	0
Black/African American & White:	0	0	0	0	0	0	0	0
American Indian/Alaskan Native & Black/African American:	0	0	0	0	0	0	0	0
Other multi-racial:	0	0	0	0	0	0	0	0
Asian/Pacific Islander:	0	0	0	0	0	0	0	0
Hispanic:	0	0	0	0	0	0	0	0



U.S. Department of Housing and Urban Development  
Office of Community Planning and Development  
Integrated Disbursement and Information System  
CDBG Activity Summary Report (GPR) for Program Year 2019  
PALM BAY

Date: 01-Mar-2021  
Time: 12:01  
Page: 24

<b>Total:</b>	<b>0</b>	<b>0</b>	<b>0</b>	<b>0</b>	<b>0</b>	<b>0</b>	<b>29</b>	<b>14</b>
---------------	----------	----------	----------	----------	----------	----------	-----------	-----------

Female-headed Households:	0		0		0			
---------------------------	---	--	---	--	---	--	--	--

*Income Category:*

	<b>Owner</b>	<b>Renter</b>	<b>Total</b>	<b>Person</b>
Extremely Low	0	0	0	26
Low Mod	0	0	0	3
Moderate	0	0	0	0
Non Low Moderate	0	0	0	0
Total	0	0	0	29
Percent Low/Mod				100.0%

**Annual Accomplishments**

<b>Years</b>	<b>Accomplishment Narrative</b>	<b># Benefitting</b>
2019	South Brevard Women's Center offers assistance to households with shelter, counseling, career guidance, transportation and food located in Palm Bay. Over the course of 9 months the Women's Center has assisted approximately 24 households monthly.	



U.S. Department of Housing and Urban Development  
Office of Community Planning and Development  
Integrated Disbursement and Information System  
CDBG Activity Summary Report (GPR) for Program Year 2019  
PALM BAY

Date: 01-Mar-2021  
Time: 12:01  
Page: 25

<b>PGM Year:</b>	2019		
<b>Project:</b>	0006 - St. Joseph's - St. Vincent De Paul		
<b>IDIS Activity:</b>	433 - St. Joseph's - St. Vincent De Paul		
<b>Status:</b>	Completed 11/5/2020 2:52:40 PM	<b>Objective:</b>	Create suitable living environments
<b>Location:</b>	2824 Palm Bay Rd NE Palm Bay, FL 32905-3535	<b>Outcome:</b>	Availability/accessibility
		<b>Matrix Code:</b>	Subsistence Payment (05Q)
		<b>National Objective:</b>	LMC

**Activity to prevent, prepare for, and respond to Coronavirus:** No

**Initial Funding Date:** 12/04/2019

**Description:**

St.  
Joseph's Catholic Church St.  
Vincent De Paul providing utility and rental assistance.

**Financing**

	Fund Type	Grant Year	Grant	Funded Amount	Drawn In Program Year	Drawn Thru Program Year
CDBG	EN	2019	B19MC120032	\$2,244.04	\$0.00	\$0.00
<b>Total</b>	<b>Total</b>			<b>\$2,244.04</b>	<b>\$0.00</b>	<b>\$0.00</b>

**Proposed Accomplishments**

People (General) : 200

**Actual Accomplishments**

*Number assisted:*

	<b>Owner</b>		<b>Renter</b>		<b>Total</b>		<b>Person</b>	
	Total	Hispanic	Total	Hispanic	Total	Hispanic	Total	Hispanic
White:	0	0	0	0	0	0	19	0
Black/African American:	0	0	0	0	0	0	4	4
Asian:	0	0	0	0	0	0	0	0
American Indian/Alaskan Native:	0	0	0	0	0	0	0	0
Native Hawaiian/Other Pacific Islander:	0	0	0	0	0	0	0	0
American Indian/Alaskan Native & White:	0	0	0	0	0	0	0	0
Asian White:	0	0	0	0	0	0	0	0
Black/African American & White:	0	0	0	0	0	0	0	0
American Indian/Alaskan Native & Black/African American:	0	0	0	0	0	0	0	0
Other multi-racial:	0	0	0	0	0	0	0	0
Asian/Pacific Islander:	0	0	0	0	0	0	0	0
Hispanic:	0	0	0	0	0	0	0	0



U.S. Department of Housing and Urban Development  
Office of Community Planning and Development  
Integrated Disbursement and Information System  
CDBG Activity Summary Report (GPR) for Program Year 2019  
PALM BAY

Date: 01-Mar-2021  
Time: 12:01  
Page: 26

**Total:** 0 0 0 0 0 0 23 4

Female-headed Households: 0 0 0 0

*Income Category:*

	Owner	Renter	Total	Person
Extremely Low	0	0	0	9
Low Mod	0	0	0	14
Moderate	0	0	0	0
Non Low Moderate	0	0	0	0
Total	0	0	0	23
Percent Low/Mod				100.0%

**Annual Accomplishments**

Years	Accomplishment Narrative	# Benefitting
2019	Accomplishments for FY 2019/2020 for the period covering Oct. 2019 thru September 2020 St. Vincent De Paul assisted 2 households with rent assistance, 14 households with electric assistance, and 7 households with utility assistance. All households are either extremely low or low income.	



U.S. Department of Housing and Urban Development  
Office of Community Planning and Development  
Integrated Disbursement and Information System  
CDBG Activity Summary Report (GPR) for Program Year 2019  
PALM BAY

Date: 01-Mar-2021  
Time: 12:01  
Page: 27

<b>PGM Year:</b>	2019				
<b>Project:</b>	0001 - Daily Bread				
<b>IDIS Activity:</b>	434 - Daily Bread				
<b>Status:</b>	Completed 9/30/2020 12:00:00 AM	<b>Objective:</b>	Create suitable living environments		
<b>Location:</b>	815 E Fee Ave Melbourne, FL 32901-4612	<b>Outcome:</b>	Availability/accessibility		
		<b>Matrix Code:</b>	Housing Information and Referral Services (05X)	<b>National Objective:</b>	LMC

**Activity to prevent, prepare for, and respond to Coronavirus:** No

**Initial Funding Date:** 12/04/2019

**Description:**

Daily Bread agency will provide housing placementreferral to homeless Palm Bay citizens

**Financing**

	Fund Type	Grant Year	Grant	Funded Amount	Drawn In Program Year	Drawn Thru Program Year
CDBG	EN	2019	B19MC120032	\$7,378.74	\$351.80	\$351.80
<b>Total</b>	<b>Total</b>			<b>\$7,378.74</b>	<b>\$351.80</b>	<b>\$351.80</b>

**Proposed Accomplishments**

People (General) : 120

**Actual Accomplishments**

Number assisted:

	Owner		Renter		Total		Person	
	Total	Hispanic	Total	Hispanic	Total	Hispanic	Total	Hispanic
White:	0	0	0	0	0	0	35	0
Black/African American:	0	0	0	0	0	0	2	0
Asian:	0	0	0	0	0	0	0	0
American Indian/Alaskan Native:	0	0	0	0	0	0	0	0
Native Hawaiian/Other Pacific Islander:	0	0	0	0	0	0	0	0
American Indian/Alaskan Native & White:	0	0	0	0	0	0	0	0
Asian White:	0	0	0	0	0	0	0	0
Black/African American & White:	0	0	0	0	0	0	0	0
American Indian/Alaskan Native & Black/African American:	0	0	0	0	0	0	0	0
Other multi-racial:	0	0	0	0	0	0	0	0
Asian/Pacific Islander:	0	0	0	0	0	0	0	0
Hispanic:	0	0	0	0	0	0	0	0
<b>Total:</b>	<b>0</b>	<b>0</b>	<b>0</b>	<b>0</b>	<b>0</b>	<b>0</b>	<b>37</b>	<b>0</b>



U.S. Department of Housing and Urban Development  
Office of Community Planning and Development  
Integrated Disbursement and Information System  
CDBG Activity Summary Report (GPR) for Program Year 2019  
PALM BAY

Date: 01-Mar-2021  
Time: 12:01  
Page: 28

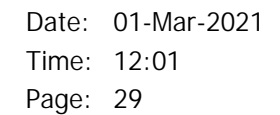
Female-headed Households: 0 0 0

*Income Category:*

	<b>Owner</b>	<b>Renter</b>	<b>Total</b>	<b>Person</b>
Extremely Low	0	0	0	11
Low Mod	0	0	0	18
Moderate	0	0	0	8
Non Low Moderate	0	0	0	0
Total	0	0	0	37
Percent Low/Mod				100.0%

**Annual Accomplishments**

<b>Years</b>	<b>Accomplishment Narrative</b>	<b># Benefitting</b>
2019	Daily Bread offers a variety of services thru it agency to help the homeless. For the current period assistance provided was counseling, educational assistance, employment services, helping homeless individuals to become independent to move to a home on their own. From October 2019 to July 2020, Daily Bread has assisted households. Daily Brevard did not submit requests for reimbursement for the months of August and September 2020.	



Page: 29 of 31





U.S. Department of Housing and Urban Development  
Office of Community Planning and Development  
Integrated Disbursement and Information System  
CDBG Activity Summary Report (GPR) for Program Year 2019  
PALM BAY

Date: 01-Mar-2021  
Time: 12:01  
Page: 30

Female-headed Households: 0 0 0

*Income Category:*

	<b>Owner</b>	<b>Renter</b>	<b>Total</b>	<b>Person</b>
Extremely Low	0	0	0	2
Low Mod	0	0	0	8
Moderate	0	0	0	8
Non Low Moderate	0	0	0	0
Total	0	0	0	18
Percent Low/Mod				100.0%

**Annual Accomplishments**

<b>Years</b>	<b>Accomplishment Narrative</b>	<b># Benefitting</b>
2019	Accomplishments: Greater Melbourne PAL offered two (2) times during the 2019/2020 program year, life skills activities and homework during Jan-May. Assisting 18 people/households that were at or below 80% of the MI. For June and July (Summer Camp) they assisted 18 people/households, some or all the assisted were the same from Jan-May with developing goals. Instilling healthy choices and setting goals. Households assisted were at or below the 80% MI from the Palm Bay area schools.	



U.S. Department of Housing and Urban Development  
Office of Community Planning and Development  
Integrated Disbursement and Information System  
CDBG Activity Summary Report (GPR) for Program Year 2019  
PALM BAY

Date: 01-Mar-2021

Time: 12:01

Page: 31

---

<b>Total Funded Amount:</b>	<b>\$1,944,699.83</b>
<b>Total Drawn Thru Program Year:</b>	<b>\$868,982.70</b>
<b>Total Drawn In Program Year:</b>	<b>\$213,195.64</b>



U.S. Department of Housing and Urban Development  
Office of Community Planning and Development  
Integrated Disbursement and Information System  
CDBG Summary of Accomplishments  
Program Year: 2019

DATE: 03-01-21  
TIME: 12:05  
PAGE: 1

PALM BAY

Count of CDBG Activities with Disbursements by Activity Group & Matrix Code

Activity Group	Activity Category	Open Count	Open Activities Disbursed	Completed Count	Completed Activities Disbursed	Program Year Count	Total Activities Disbursed
Acquisition	Clearance and Demolition (04)	2	\$0.00	0	\$0.00	2	\$0.00
	Total Acquisition	2	\$0.00	0	\$0.00	2	\$0.00
Public Facilities and Improvements	Senior Centers (03A)	1	\$1,007.81	0	\$0.00	1	\$1,007.81
	Parks, Recreational Facilities (03F)	0	\$0.00	1	\$9,620.32	1	\$9,620.32
	Fire Station/Equipment (03O)	2	\$0.00	1	\$6,940.89	3	\$6,940.89
	Total Public Facilities and Improvements	3	\$1,007.81	2	\$16,561.21	5	\$17,569.02
Public Services	Senior Services (05A)	0	\$0.00	2	\$22,612.16	2	\$22,612.16
	Youth Services (05D)	0	\$0.00	1	\$20,000.00	1	\$20,000.00
	Services for victims of domestic violence, dating violence, sexual assault or stalking (05G)	0	\$0.00	2	\$29,825.98	2	\$29,825.98
	Subsistence Payment (05Q)	0	\$0.00	2	\$20,021.50	2	\$20,021.50
	Housing Information and Referral Services (05X)	0	\$0.00	1	\$351.80	1	\$351.80
	Total Public Services	0	\$0.00	8	\$92,811.44	8	\$92,811.44
General Administration and Planning	General Program Administration (21A)	1	\$95,059.01	1	\$7,756.17	2	\$102,815.18
	Total General Administration and Planning	1	\$95,059.01	1	\$7,756.17	2	\$102,815.18
Grand Total		6	\$96,066.82	11	\$117,128.82	17	\$213,195.64



U.S. Department of Housing and Urban Development  
Office of Community Planning and Development  
Integrated Disbursement and Information System  
CDBG Summary of Accomplishments  
Program Year: 2019

DATE: 03-01-21  
TIME: 12:05  
PAGE: 2

PALM BAY

CDBG Sum of Actual Accomplishments by Activity Group and Accomplishment Type

Activity Group	Matrix Code	Accomplishment Type	Open Count	Completed Count	Program Year Totals
Acquisition	Clearance and Demolition (04)	Housing Units	0	0	0
		Business	0	0	0
	Total Acquisition		0	0	0
Public Facilities and Improvements	Senior Centers (03A)	Public Facilities	0	0	0
	Parks, Recreational Facilities (03F)	Public Facilities	0	12,550	12,550
	Fire Station/Equipment (03O)	Public Facilities	12,350	33,575	45,925
	Total Public Facilities and Improvements		12,350	46,125	58,475
Public Services	Senior Services (05A)	Persons	0	95	95
	Youth Services (05D)	Persons	0	18	18
	Services for victims of domestic violence, dating violence, sexual assault or stalking (05G)	Persons	0	53	53
	Subsistence Payment (05Q)	Persons	0	51	51
	Housing Information and Referral Services (05X)	Persons	0	37	37
	Total Public Services		0	254	254
Grand Total			12,350	46,379	58,729



U.S. Department of Housing and Urban Development  
Office of Community Planning and Development  
Integrated Disbursement and Information System  
CDBG Summary of Accomplishments  
Program Year: 2019

DATE: 03-01-21  
TIME: 12:05  
PAGE: 3

PALM BAY

CDBG Beneficiaries by Racial / Ethnic Category

Housing-Non Housing	Race				
		Total Persons	Total Hispanic Persons	Total Households	Total Hispanic Households
Non Housing	White	204	37	0	0
	Black/African American	37	4	0	0
	Asian	5	0	0	0
	American Indian/Alaskan Native & White	2	0	0	0
	Black/African American & White	6	0	0	0
	Total Non Housing	254	41	0	0
Grand Total	White	204	37	0	0
	Black/African American	37	4	0	0
	Asian	5	0	0	0
	American Indian/Alaskan Native & White	2	0	0	0
	Black/African American & White	6	0	0	0
	Total Grand Total	254	41	0	0



U.S. Department of Housing and Urban Development  
Office of Community Planning and Development  
Integrated Disbursement and Information System  
CDBG Summary of Accomplishments  
Program Year: 2019

DATE: 03-01-21  
TIME: 12:05  
PAGE: 4

PALM BAY

CDBG Beneficiaries by Income Category

Income Levels		Owner Occupied	Renter Occupied	Persons
Non Housing	Extremely Low ( $\leq 30\%$ )	0	0	48
	Low ( $> 30\%$ and $\leq 50\%$ )	0	0	101
	Mod ( $> 50\%$ and $\leq 80\%$ )	0	0	16
	Total Low-Mod	0	0	165
	Non Low-Mod ( $> 80\%$ )	0	0	0
	Total Beneficiaries	0	0	165



Office of Community Planning and Development  
U.S. Department of Housing and Urban Development  
Integrated Disbursement and Information System  
PR26 - CDBG Financial Summary Report  
Program Year 2019  
PALM BAY , FL

DATE: 03-01-21  
TIME: 12:49  
PAGE: 1

PART I: SUMMARY OF CDBG RESOURCES

01 UNEXPENDED CDBG FUNDS AT END OF PREVIOUS PROGRAM YEAR	0.00
02 ENTITLEMENT GRANT	805,882.00
03 SURPLUS URBAN RENEWAL	0.00
04 SECTION 108 GUARANTEED LOAN FUNDS	0.00
05 CURRENT YEAR PROGRAM INCOME	24,280.12
05a CURRENT YEAR SECTION 108 PROGRAM INCOME (FOR SI TYPE)	0.00
06 FUNDS RETURNED TO THE LINE-OF-CREDIT	0.00
06a FUNDS RETURNED TO THE LOCAL CDBG ACCOUNT	0.00
07 ADJUSTMENT TO COMPUTE TOTAL AVAILABLE	0.00
08 TOTAL AVAILABLE (SUM, LINES 01-07)	830,162.12

PART II: SUMMARY OF CDBG EXPENDITURES

09 DISBURSEMENTS OTHER THAN SECTION 108 REPAYMENTS AND PLANNING/ADMINISTRATION	110,380.46
10 ADJUSTMENT TO COMPUTE TOTAL AMOUNT SUBJECT TO LOW/MOD BENEFIT	0.00
11 AMOUNT SUBJECT TO LOW/MOD BENEFIT (LINE 09 + LINE 10)	110,380.46
12 DISBURSED IN IDIS FOR PLANNING/ADMINISTRATION	102,815.18
13 DISBURSED IN IDIS FOR SECTION 108 REPAYMENTS	0.00
14 ADJUSTMENT TO COMPUTE TOTAL EXPENDITURES	0.00
15 TOTAL EXPENDITURES (SUM, LINES 11-14)	213,195.64
16 UNEXPENDED BALANCE (LINE 08 - LINE 15)	616,966.48

PART III: LOW/MOD BENEFIT THIS REPORTING PERIOD

17 EXPENDED FOR LOW/MOD HOUSING IN SPECIAL AREAS	0.00
18 EXPENDED FOR LOW/MOD MULTI-UNIT HOUSING	0.00
19 DISBURSED FOR OTHER LOW/MOD ACTIVITIES	110,380.46
20 ADJUSTMENT TO COMPUTE TOTAL LOW/MOD CREDIT	0.00
21 TOTAL LOW/MOD CREDIT (SUM, LINES 17-20)	110,380.46
22 PERCENT LOW/MOD CREDIT (LINE 21/LINE 11)	100.00%

LOW/MOD BENEFIT FOR MULTI-YEAR CERTIFICATIONS

23 PROGRAM YEARS(PY) COVERED IN CERTIFICATION	PY: PY: PY:
24 CUMULATIVE NET EXPENDITURES SUBJECT TO LOW/MOD BENEFIT CALCULATION	0.00
25 CUMULATIVE EXPENDITURES BENEFITING LOW/MOD PERSONS	0.00
26 PERCENT BENEFIT TO LOW/MOD PERSONS (LINE 25/LINE 24)	0.00%

PART IV: PUBLIC SERVICE (PS) CAP CALCULATIONS

27 DISBURSED IN IDIS FOR PUBLIC SERVICES	92,811.44
28 PS UNLIQUIDATED OBLIGATIONS AT END OF CURRENT PROGRAM YEAR	0.00
29 PS UNLIQUIDATED OBLIGATIONS AT END OF PREVIOUS PROGRAM YEAR	0.00
30 ADJUSTMENT TO COMPUTE TOTAL PS OBLIGATIONS	0.00
31 TOTAL PS OBLIGATIONS (LINE 27 + LINE 28 - LINE 29 + LINE 30)	92,811.44
32 ENTITLEMENT GRANT	805,882.00
33 PRIOR YEAR PROGRAM INCOME	4,251.71
34 ADJUSTMENT TO COMPUTE TOTAL SUBJECT TO PS CAP	0.00
35 TOTAL SUBJECT TO PS CAP (SUM, LINES 32-34)	810,133.71
36 PERCENT FUNDS OBLIGATED FOR PS ACTIVITIES (LINE 31/LINE 35)	11.46%



Office of Community Planning and Development  
U.S. Department of Housing and Urban Development  
Integrated Disbursement and Information System  
PR26 - CDBG Financial Summary Report  
Program Year 2019  
PALM BAY , FL

DATE: 03-01-21  
TIME: 12:49  
PAGE: 2

PART V: PLANNING AND ADMINISTRATION (PA) CAP		
37	DISBURSED IN IDIS FOR PLANNING/ADMINISTRATION	102,815.18
38	PA UNLIQUIDATED OBLIGATIONS AT END OF CURRENT PROGRAM YEAR	0.00
39	PA UNLIQUIDATED OBLIGATIONS AT END OF PREVIOUS PROGRAM YEAR	0.00
40	ADJUSTMENT TO COMPUTE TOTAL PA OBLIGATIONS	0.00
41	TOTAL PA OBLIGATIONS (LINE 37 + LINE 38 - LINE 39 +LINE 40)	102,815.18
42	ENTITLEMENT GRANT	805,882.00
43	CURRENT YEAR PROGRAM INCOME	24,280.12
44	ADJUSTMENT TO COMPUTE TOTAL SUBJECT TO PA CAP	0.00
45	TOTAL SUBJECT TO PA CAP (SUM, LINES 42-44)	830,162.12
46	PERCENT FUNDS OBLIGATED FOR PA ACTIVITIES (LINE 41/LINE 45)	12.38%



LINE 17 DETAIL: ACTIVITIES TO CONSIDER IN DETERMINING THE AMOUNT TO ENTER ON LINE 17

Report returned no data.

LINE 18 DETAIL: ACTIVITIES TO CONSIDER IN DETERMINING THE AMOUNT TO ENTER ON LINE 18

Report returned no data.

LINE 19 DETAIL: ACTIVITIES INCLUDED IN THE COMPUTATION OF LINE 19

Plan Year	IDIS Project	IDIS Activity	Voucher Number	Activity Name	Matrix Code	National Objective	Drawn Amount
2019	7	430	6389997	Palm Bay Senior Center Improvements	03A	LMC	\$336.00
2019	7	430	6414995	Palm Bay Senior Center Improvements	03A	LMC	\$671.81
					03A	Matrix Code	\$1,007.81
2016	14	404	6397224	Knecht Park Dugout Replacement	03F	LMA	\$9,620.32
					03F	Matrix Code	\$9,620.32
2016	19	416	6383519	Acquisition of Fire Engine for Fire Station 5	03O	LMA	\$6,940.89
					03O	Matrix Code	\$6,940.89
2018	5	423	6332575	Aging Matters in Brevard	05A	LMC	\$3,519.20
2018	5	423	6334689	Aging Matters in Brevard	05A	LMC	\$1,759.60
2019	4	431	6399129	Aging Matters in Brevard	05A	LMC	\$17,333.36
					05A	Matrix Code	\$22,612.16
2019	2	435	6399426	Greater Melbourne Police Athletic League	05D	LMC	\$20,000.00
					05D	Matrix Code	\$20,000.00
2018	6	424	6312576	South Brevard Women's Center	05G	LMC	\$777.46
2018	6	424	6332575	South Brevard Women's Center	05G	LMC	\$697.87
2019	5	432	6381968	South Brevard Women's Center	05G	LMC	\$19,073.69
2019	5	432	6397217	South Brevard Women's Center	05G	LMC	\$9,276.96
					05G	Matrix Code	\$29,825.98
2018	8	426	6312576	South Brevard Sharing Center	05Q	LMC	\$16,205.81
2018	8	426	6332575	South Brevard Sharing Center	05Q	LMC	\$1,650.88
2018	8	426	6334689	South Brevard Sharing Center	05Q	LMC	\$2,164.81
					05Q	Matrix Code	\$20,021.50
2019	1	434	6397217	Daily Bread	05X	LMC	\$351.80
					05X	Matrix Code	\$351.80
Total							\$110,380.46


LINE 27 DETAIL: ACTIVITIES INCLUDED IN THE COMPUTATION OF LINE 27

Plan Year	IDIS Project	IDIS Activity	Voucher Number	Activity to prevent, prepare for, and respond to Coronavirus	Activity Name	Grant Number	Fund Type	Matrix Code	National Objective	Drawn Amount
2018	5	423	6332575	No	Aging Matters in Brevard	B18MC120032	EN	05A	LMC	\$3,519.20

Plan Year	IDIS Project	IDIS Activity	Voucher Number	Activity to prevent, prepare for, and respond to Coronavirus	Activity Name	Grant Number	Fund Type	Matrix Code	National Objective	Drawn Amount
2018	5	423	6334689	No	Aging Matters in Brevard	B18MC120032	EN	05A	LMC	\$1,759.60
2019	4	431	6399129	No	Aging Matters in Brevard	B19MC120032	EN	05A	LMC	\$17,333.36
								05A	Matrix Code	\$22,612.16
2019	2	435	6399426	No	Greater Melbourne Police Athletic League	B19MC120032	EN	05D	LMC	\$20,000.00
								05D	Matrix Code	\$20,000.00
2018	6	424	6312576	No	South Brevard Women's Center	B18MC120032	EN	05G	LMC	\$777.46
2018	6	424	6332575	No	South Brevard Women's Center	B18MC120032	EN	05G	LMC	\$624.10
2018	6	424	6332575	No	South Brevard Women's Center	B18MC120032	PI	05G	LMC	\$73.77
2019	5	432	6381968	No	South Brevard Women's Center	B19MC120032	EN	05G	LMC	\$9,176.93
2019	5	432	6381968	No	South Brevard Women's Center	B19MC120032	PI	05G	LMC	\$9,896.76
2019	5	432	6397217	No	South Brevard Women's Center	B19MC120032	EN	05G	LMC	\$9,276.96
								05G	Matrix Code	\$29,825.98
2018	8	426	6312576	No	South Brevard Sharing Center	B18MC120032	EN	05Q	LMC	\$16,205.81
2018	8	426	6332575	No	South Brevard Sharing Center	B18MC120032	EN	05Q	LMC	\$1,650.88
2018	8	426	6334689	No	South Brevard Sharing Center	B18MC120032	EN	05Q	LMC	\$2,164.81
								05Q	Matrix Code	\$20,021.50
2019	1	434	6397217	No	Daily Bread	B19MC120032	EN	05X	LMC	\$351.80
								05X	Matrix Code	\$351.80
				No	Activity to prevent, prepare for, and respond to Coronavirus					\$92,811.44
Total										\$92,811.44

LINE 37 DETAIL: ACTIVITIES INCLUDED IN THE COMPUTATION OF LINE 37

Plan Year	IDIS Project	IDIS Activity	Voucher Number	Activity Name	Matrix Code	National Objective	Drawn Amount
2018	3	421	6312576	Planning and Administration	21A		\$7,756.17
2019	3	429	6334689	Planning & Administration	21A		\$7,572.73
2019	3	429	6336010	Planning & Administration	21A		\$10,249.28
2019	3	429	6352287	Planning & Administration	21A		\$11,672.62
2019	3	429	6360827	Planning & Administration	21A		\$9,822.99
2019	3	429	6365901	Planning & Administration	21A		\$9,605.76
2019	3	429	6384401	Planning & Administration	21A		\$2,859.74
2019	3	429	6389997	Planning & Administration	21A		\$7,019.68
2019	3	429	6390618	Planning & Administration	21A		\$3,714.87
2019	3	429	6411997	Planning & Administration	21A		\$23,468.65
2019	3	429	6414995	Planning & Administration	21A		\$9,072.69
					21A	Matrix Code	\$102,815.18
Total							\$102,815.18



CITY OF PALM BAY  
120 MALABAR RD SE

PALM BAY, FL, 32907

STATE OF WISCONSIN COUNTY OF BROWN:  
Before the undersigned authority personally appeared said legal clerk, who on oath says that he or she is a Legal Advertising Representative of the **FLORIDA TODAY**, a daily newspaper published in Brevard County, Florida that the attached copy of advertisement, being a Legal Ad in the matter of

**Legal Notices**

as published in **FLORIDA TODAY** in the issue(s) of:

**02/25/2021**

Affiant further says that the said **FLORIDA TODAY** is a newspaper in said Brevard County, Florida and that the said newspaper has heretofore been continuously published in said Brevard County, Florida each day and has been entered as periodicals matter at the post office in **MELBOURNE** in said Brevard County, Florida, for a period of one year next preceding the first publication of the attached copy of advertisement; and affiant further says that he or she has never paid nor promised any person, firm or corporation any discount, rebate, commission or refund for the purpose of securing this advertisement for publication in the said newspaper.

Sworn to and Subscribed before me this 25th of February 2021, by legal clerk who is personally known to me

Affiant

Notary State of Wisconsin County of Brown

My commission expires

Publication Cost: \$149.26  
Ad No: 0004615944  
Customer No: BRE-6CI213  
This is not an invoice  
# of Affidavits 1

Ad#4615944 02/25/2021  
CITY OF PALM BAY  
REQUEST FOR PUBLIC COMMENT  
PY 2019 CONSOLIDATED ANNUAL PERFORMANCE  
AND EVALUATION REPORT (CAPER)  
(from 10/1/2019 - 9/30/2020)

The City of Palm Bay has prepared its PY 2019 Consolidated Plan Performance Report (CAPER) for the year October 1, 2019 to September 30, 2020 for the Federal Community Development Block Grant (CDBG) funds under Title I of the Housing and Community Development Act of 1974 (P.L. 93-383).

The report information includes: 1) Details of funds received from HUD for the Community Development Block Grant (CDBG) Program and use of Brevard County HOME funds; 2) Summary of resources and accomplishments; 3) Status of actions taken during the year to implement the goals outlined in the Consolidated Plan; and 4) Evaluation of the progress made in addressing identified priority needs and objectives.

The City of Palm Bay will hold a Public Hearing to review the CAPER and to receive public comments at the regularly scheduled City Council Meeting to be held on Thursday, March 18, 2021 at 7:00 PM in Council Chambers, Palm Bay City Hall, 120 Malabar Road SE, Palm Bay, Florida 32907.

Persons with disabilities requiring special accommodations to participate in the Public Hearing or persons requiring information in a language other than English should call Sandra Urban, Housing Administrator, at 321-726-5616 or 7-1-1 (Florida Relay Services) at least forty-eight (48) hours prior to the Public Hearing.

In addition, the regulations at 24 CFR 91.105 require a public comment period of not less than 15 days. Therefore, the City is making this report available to the public for comment between February 25, 2021 to March 16, 2021. Interested persons are encouraged to provide written comment to:

Sandra Urban, Housing Administrator  
City of Palm Bay  
120 Malabar Road SE,  
Palm Bay, FL 32907  
sandra.urban@palmabayflorida.org

All comments received by March 16, 2021 will be considered. City Council will take action on the proposed Consolidated Plan Performance Report (CAPER) for the year October 1, 2019 to September 30, 2020 at its meeting scheduled for Thursday, March 18, 2021 at 7:00 PM in City Council Chambers, Palm Bay City Hall, 120 Malabar Road SE, Palm Bay, FL 32907.

This report will be submitted to the Department of Housing and Urban Development on March 30, 2021. Any comments received after this report is submitted will be forwarded to HUD to be made a part of the report.

KATHLEEN ALLEN  
Notary Public  
State of Wisconsin